


BUSHInstruction Manual
NE-3313**File Name:** bush dab radio instruction manual.pdf**Size:** 4048 KB**Type:** PDF, ePub, eBook**Category:** Book**Uploaded:** 5 May 2019, 21:33 PM**Rating:** 4.6/5 from 773 votes.**Status: AVAILABLE**

Last checked: 17 Minutes ago!

In order to read or download bush dab radio instruction manual ebook, you need to create a FREE account.

[Download Now!](#)

eBook includes PDF, ePub and Kindle version

[Register a free 1 month Trial Account.](#)[Download as many books as you like \(Personal use\)](#)[Cancel the membership at any time if not satisfied.](#)[Join Over 80000 Happy Readers](#)

Book Descriptions:

We have made it easy for you to find a PDF Ebooks without any digging. And by having access to our ebooks online or by storing it on your computer, you have convenient answers with bush dab radio instruction manual . To get started finding bush dab radio instruction manual , you are right to find our website which has a comprehensive collection of manuals listed.

Our library is the biggest of these that have literally hundreds of thousands of different products represented.




Book Descriptions:

bush dab radio instruction manual

BUSH

Instruction Manual
NE-3313



Safety information Safety information It all begins here, with your instructions. Just simple, stepbystep guidance to get you up and running quickly. Sound good Then Ready Let's begin. This page is left intentionally blank section of these instructions, or online at www.argosupport.co.uk If you still require further assistance, call one of our experts on 0345 600 3021. Press to Select. In FM mode There are now two different options of. The radio will then prompt you to set the time. Your new product is guaranteed against faults and breakdowns for 12 months. Help and Guidance It all begins here, with your instructions. Don't worry, there's General safety information nothing too technical coming up. Just simple, stepbystep Power source guidance to get you up and running quickly. This page is left intentionally blank section of these instructions, or online at www.argosupport.co.uk If you still require further assistance, call one of our experts on 0345 600 3021. Let's begin. 1. Telescopic aerial 8. Rotary Volume control 2. Use the Prev or Next button to scroll to the correct minutes. Short press the Volume control to Select. 6. It would not be possible written when you store the new station. Use the Prev or Next button to scroll to the frequency for the alarm. You can choose from Daily, Once, Weekends or Weekdays. Short press the Volume control to Select. Short press the Volume control to Select. 3. Use the Prev or Next button to scroll to. Short press the Volume control to Select. Your new product is guaranteed against faults and breakdowns for 12 months. Introduction. Thank you for buying this Bush product, which is designed to give you many years of troublefree Ensure that you read all of the safety instructions before using this unit. Safety Considerations Contents. Introduction. 2. Safety Instructions. 3. Contents. 4. Getting Started. 78. Operating Instructions. 913 DAB uses digital compression. <http://www.confortex-distribution.com/userfiles/dell-d610-owners-manual.xml>

- bush dab radio instruction manual, bush dab radio user manual, bush dab radio

instruction manual, bush dab radio instruction manual, bush dab radio instruction manual 1207, bush dab radio instruction manual dabcr3004 b, bush dab radio instruction manual pdf, bush dab radio instruction manual download, bush dab radio instruction manual 2017, bush dab radio instruction manual free, bush dab radio instruction manual.

BUSH

Instruction Manual
NE-3313




Page 7 Getting Started BR05DABWe recommend you keep the packagingPage 11 BR05DABPage 12 BR05DABPlease keep your receipt as proof of purchase. This product is warrantedPage 16 PO BOX 6287. Silverwater NSW 1811. Page Count 3 Clock Radio Bush BCR33DABIP Instruction Manual.Clock Radio Bush BCR26DABIP Instruction. Media manuals and free pdf instructions. Find the bushBuy Bush DAB Alarm Clock Radio at Argos.co.uk, visit Argos.co.uk to shop online for ClockBush Digital Clock Radio Manual. File Type Extension pdf. PDF Version 1.4. Linearized No. Author Softplicity. Subject. Page Count 3. Page Mode UseOutlines. Description. Creator Softplicity. Title Bush Digital Clock Radio Manual. Creator Tool Softplicity. Keywords. Producer Softplicity. If you have a question to ask, need some advice or are having any issues, then please contact us using one of the options within this page. Please also scroll down this page to see further support information. Note If you reset your radio all of your stored station presets will be deleted.A progress bar will show the progress of the scan and the number of stations found during the scan will also be displayed. When the scan is complete your radio will select the first available station and begin to play. Stations are listed in numerical and then alphabetical order by default. Check that the mains power wall socket is switched on and that your radio is not in Standby mode. You may have headphones connected. Either use the headphones to listen to your radio or unplug the headphones. If you are using a Bluetooth connected device, increase the volume on the secondary device and on your radio. If you have batteries fitted, they may be exhausted and need to be replaced. Please use only good quality C size batteries. If you are using batteries, they may be exhausted and need to be replaced. Unplug the mains power and remove the batteries. Leave the radio for 3 minutes and then reconnect the power. Try a reset to factory

defaults. <http://www.flaxpol.pl/stronawww/foto/dell-d610-service-manual-pdf.xml>

BUSH

Instruction Manual
NE-3313



Note All of your settings, including the radio station list and any presets will be deleted when you reset the Radio. Retune for radio stations, please see manual. Try moving your radio to another location to see if reception improves. Check that you do not have other electrical equipment too close to your Radio, causing interference. Visit www.digitalradionow.com for information about DAB reception in your area. Your radio will switch on and begin an automatic scan for DAB stations. A progress bar will show the progress of the scan and the number of stations found during the scan will also be displayed. When the scan is complete your radio will select the first available station and begin to play. Stations are listed in numerical and then alphabetical order by default. If you are not already in bluetooth mode, press and release the Mode button on the front of the radio until you are in this mode check the display. A tone will sound and Bluetooth. If a device is already connected paired with your radio, Connected will be displayed on the second line of the display. Any defect that arises due to faulty materials or workmanship will be repaired free of charge or if applicable the product will be replaced or the purchase price refunded where possible during this period by the dealer from who you purchased the unit. The guarantee will be rendered invalid if the product is resold or has been damaged by inexpert repair. We do not retain or indeed use your email address for any other purposes. Bush is a registered trademark of Argos Ltd. We reserve the right to update, alter or remove this website without prior notice. Touch device users, explore by touch or with swipe gestures. Shop Account Wishlist Trolley Thank you for your continued patience and support. Set 10 radio presets, so you can quickly tune into your favourite stations. Power from the mains or pop in some batteries and listen onthego. Product features LCD display. FM tuner.

Output power to headphones is 4 watts RMS the average measurement of a speakers output. Up to 2 hours battery life. Alarm. Headphone socket. General information Size H9.5, W15.5, D6.5cm. Mains operated or batteries required 4 x AA not included. Manufacturers 1 year guarantee. We have recently dropped this price, from 18.99 The customer and brand answers you'll see above are

submitted independently. As we don't review these answers, we can't take responsibility for anything they may say. The responses from Argos colleagues are accurate at the time of publishing. For the latest info, you should check the product page. This product comes with a minimum one year manufacturer's guarantee, unless otherwise stated in the specification above. All Rights Reserved. Thank you for choosing FixYa to assist you with your request. Just click on the link below to retrieve your owners manual. It will be downloaded to a pdf file. Thank you for choosing FixYa as your onestop solution spot for problems, questions, concerns or requests. We hope that you find what youre looking for. Please visit our website in the future. Have a good morning, afternoon, evening or night; whatever time of day you are viewing this solution post. Jun 02, 2011. Due to updates, over time, that have been made to the site and the age of this article, this post may not display correctly. In particular images may be missing or product reviews display incorrectly. If this is the case and youd particularly like me to fix it, then please reach out to me on. These days they are more known as budget brand and in 2008 they were bought by Home Retail Group, the owners of Argos. Bush Dab Radio Although Argos now sell a LOT of Bush products, they are still available elsewhere. I have a retro remake of a classic Bush radio as well as a more modern DAB radio. Bush Dab Radio Tr 2003 Manual Pdf I've read the manual and it makes no mention of why this might happen.

BUSH RADIO

Service Instructions

MAINS PORTABLE
for A.C. or D.C. Supply
MODEL D.A.C.90



Front View of D.A.C. 90 Receiver

INDEX TABLE.

Section	Page	Section	Page
Capacitors	2	Output Transformer	5
Circuit Alignment	2	Proc. Numbers	2
Circuit Description	6	Resistors	3
Coils	5	Service Notes	6
Coil and Frame Aerial connections	4	Speaker	5
Drive, fitting wire	7	Specification	1
Dismantling	6	Valve operating data	6
Modifications	8	Warning	2

SPECIFICATION.

BASIC DESIGN—

A five-valve (including rectifier), two waveband super-heterodyne, with six tuned circuits; self-contained frame aerial system incorporated, suitable for A.C. or D.C. supply mains 200-250 volts.

VALVES—

Mullard CCH.35 (Heater 7v.),
EP.29 (Heater 4.5v.),
EBC.23 (Heater 4.5v.),
CL.33 (Heater 33v.),
CY.21 (Heater 20v.).

All valves Octal bases. Heater current 0.2 amp

SCALE LAMP—

Type 6.2 volt, 0.3 amp. A lamp of this current rating only should be used when replacing.

VOLTAGE ADJUSTMENT—

A.C. or D.C. Supply mains of voltage—
200-210—Place Red plug into Socket 210,
211-220—Place Red plug into Socket 230,
221-250—Place Red plug into Socket 250

MAINS CONSUMPTION—

Approximately 80 watts at 230 volts.

AUDIO OUTPUT—

1.5 watts to the Speaker.

WAVEBAND RANGES—

Medium: 190-360 metres (1,570-333.7 kc.).

Long: 300-2,000 = (333.3-150 kc.).

INTERMEDIATE FREQUENCY—

465 kc.

CONTROLS—

Facing front of set, from left to right—

ON/OFF switch and volume,
Waveband switch, turn right for Long Waveband,
Tuning (on side of cabinet).

MAINS CONNECTION—

A detachable mains lead is provided which should be plugged into the 2-pin 5 amp. connectors on the right-hand side of the chassis (facing the back of cabinet).

CABINET DIMENSIONS (including knobs)—

Height 9½ ins. Depth 7½ ins. Length 12½ ins.

WEIGHT—

Approximately 10 lbs

<http://www.drupalitalia.org/node/78019>

Although the radio is a good few years old and well out of warranty I'm loath to get rid of what is otherwise a perfectly good radio and was quite expensive when I bought it. Maybe it's a simple button press that will restore the screen. Unfortunately, probably because of the buyout by Home

Retail Group none of Bush's contact details including website work. So, I contacted Home Retail Group. They gave me the number of their customer services, but they told me I needed to speak to Argos customer services. Speaking to them, I came across the following problems. Unless it's an Argos product this may be, may not be they're not interested. Oct 31, 2008 Bush TR2003 DAB Digital Radio Seeing Is Buying Video from website www.seeingisbuying.com. View and Download Bush TR82DAB instruction book online. TR82DAB Radio pdf manual download. Radio Bush DAB1507 Instruction Manual. They don't support radios, even if it was bought from them. They don't appear to realise that Bush is their own exclusive brand As a result I got nowhere. Now, bearing in mind that Bush still sell radios, this begs the question as to where you get technical support. I certainly don't know. I contacted Home Retail Group about this last week but have yet to receive a reply. I recently placed an order with Argos for two BUSH products. An under counter Freezer and a 5.1 DVD Home Theatre kit. On delivery I found the door of the Freezer badly damaged, so I phoned Argos who put me through to a woman from BUSH called Sarah. I explained I worked nights and live alone, so would it be possible to arrange the engineer visit of an afternoon. She quite rudely stated that "You cannot tell me when you're going to have a visit. It's 710 days period" I then phoned Argos and complained about her and her attitude. I then arranged for a replacement to be sent 2 days after. The Home Theatre kit came later than the Freezer by a few hours, and after just 10 days. The DVD player packed up and stopped working.

<http://drbillbaker.com/images/bowling-manual-scoring-sheets.pdf>




I then phoned Argos to complain and arrange a replacement. Stating the problems I had with the Freezer and the attitude of BUSH. A replacement was sent and upon opening the new kit, I found the SubWoofers were broken. Again I phoned Argos and complained and stated I was intending to get my money back for the Home Theatre kit. I then asked the young lady at Argos, if these BUSH products are faulty and do they get many complaints or returns of the broken items. No answer was given, but she said to take up a complaint with BUSH direct, after half an hour on hold trying to reach BUSH I gave up. Mark, Could I ask what particular product this was. I have tried two 3D players from Argos, a Hitachi and a Bush, both would not play 3D on my Bush television. I have watched 3D on the television via BT Vision without any problems. As the menus on the 2 players are identical, I suspect these products have the same chassis and are just rebadged as to manufacturer. I found Argos Technical support useless, just send back one or other of the products until it works. If there are software issues, it appears that this will not resolve them. Both were sold at reasonable prices, yet both the TV and DVD are now not available, so I'll end up paying much more than I want to. From your comments I get the impression they are unloading these products knowing there are issues with them. Would you like to try it too Please try again later. View and Download Bush POCKET user manual online. PORTABLE Radio Bush DAB1507 Instruction Manual Fm classic radio with bluetooth 12 pages. Hello, I've just bought a Ferguson pocket DAB radio FRG810D. I mean I've Does anybody know of a site with PDF copies of instruction manuals for things like DABs or a home site for Ferguson products. I think you're right about the Alba and Bush models. Ensure that you read all of the safety instructions before operating this unit. The Carry Handle has been designed to

make the TR82DAB easily portable and stay FM Button.

<http://gandgengineering.com/images/bowling-alley-manual-pinsetter.pdf>

BUSH

Instruction Manual
NE-3313



Press the FM Button to Select MW radio mode. 10. DAB Button. Safety Instructions 1. Do not use this Model POCKET. Bush radio Buy John the file bush dab radio manual reviews and ratings for Bush CDAB5R. Works fine just need instruction manual. To enter the code on the Wiesbaden Radio Turn on the radio, SAFE Now enter the correct code using the Button 1 changes the first digit Back out the recessed allen head screws till it stops and withdraw the radio out. Disconnect the radio wiring no need to worry they only fit one way take the radio to the dealer with your Reg. You should be good to go. It says wait. The full process and decoder is available here Porsche Boxster Online Lost Radio Code Recovery Tool Login to post Im sure you will get the solution of your problem. Best Manuals You need a DAB aerial for cars. There are many types available, internal or external. Dont bother with converters as this will only give a marginal boost to the fm aerial. Put the radio into auxiliary mode aux and the radio should automatically find all audio files on your device that the radio is capable of playing, and you should be able to navigate through those audio files by the controls on the radio. If you are not subscribing to satellite radio then I would not worry about it as long as your radio works on normal broadcasts. Answer questions, earn points and help others. Download and get more information here. Sign up to Digital Spys newsletter to get the biggest news and features sent straight to your inbox. What I need to know is Is there a way to Reset the device so that when I do a fresh scan on DAB all the old Scan results are removed. When I do a scan new stuff does appear but all the obsolete stations remain. Long push on the Info button. Having fiddled about with the info and menu buttons, I am still no closer to finding out how to trim the list of stations or do a factory reset I now have over 80 stations in the list. Does anyone on DS know how to do this. Many thanks.

All Rights Reserved. Please upgrade your browser to improve your experience. GoPlease try again

later!Please try again later!Hacker rep 70 ranger. Works on mwIn good condition but I feel that it needs cosmetically tidying up. Wooden case frame. They are quite rare mAny questions please ask.The ROBERTS Revival RD60 is a digital radio with nostalgic 1950s styling. Complete with stateofheart DAB technology and the freedom which portability brings, you'll be able to tuneThe ROBERTS Revival RD60 is a digital radio with nostalgic 1950s styling. Complete with stateofheart DAB technology and the freedom which portability brings, you'll be able to tune iLimited is a credit broker, not a lender. Introductions are limited to motorLondon Place, London, SE1 2AF, UK. VAT No. 345 7692 64.

<http://www.radiopopiatej.com/wp-content/plugins/formcraft/file-upload/server/content/files/1626d98d37170b---3sge-engine-manual-pdf.pdf>

<http://www.drupalitalia.org/node/78020>